

Science Experiments



Year 5.2

Lets make a telephone with a string.

What do you need?

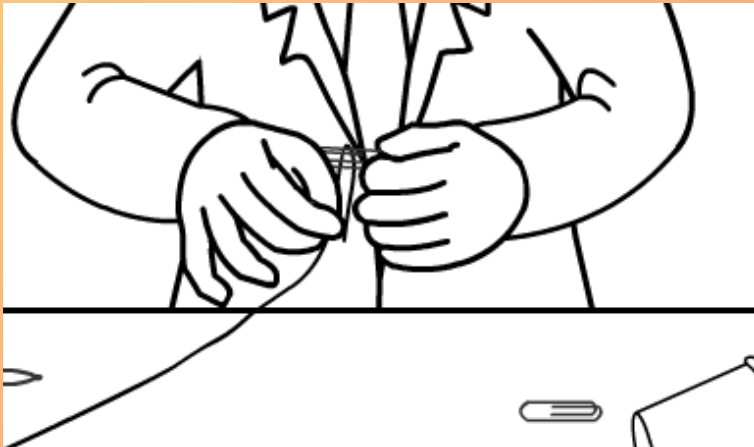
1. Two plastic cups
2. A long string
3. Two paper clips
4. A ball pen



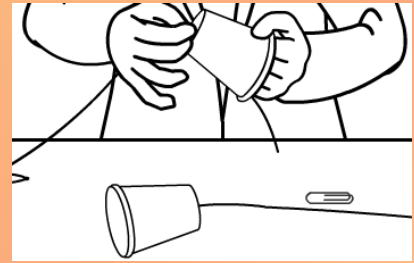
1. First, make a hole at the bottom of each cup with the tip of the pen.



2. Now tie the paper clip to one end of the string.



3. Pass the other end of the string through the hole, from inside the cup. After, take the loose end of the string and pass it through the hole of the second cup from the outside of the cup.



4. Finally tie the second paper clip to the end of the string from inside the second cup.



One child speaks into one cup while the other one holds his cup to his ear.

Make sure that the string is straight and tight.



Did you hear what your friend said?

How come?

2nd Experiment: Salt Volcano

What do you need?

1. An empty jar
2. Water
3. Vegetable oil
4. Salt
5. Food colouring



1. Fill up the jar with water (about $\frac{2}{3}$ full).




2. Next pour some oil - about $\frac{1}{3}$ of a cup.



3. Then add one drop of food colouring.



4. Finally shake/pour salt on top of the oil.



What happens?

