



Guide for iLearn Parental Portal



iLearn Parental Portal

iLearn is an online virtual environment for teaching and learning which is currently being used in our schools. It is an extension of the physical school, where learning can occur in a safe online environment.

The aim of a virtual learning environment is to involve parents and guardians in their children's education. You will be able to access each child's progress and be more conscious of what is happening in schools.

How to log on iLearn

Go to **mygov.mt**

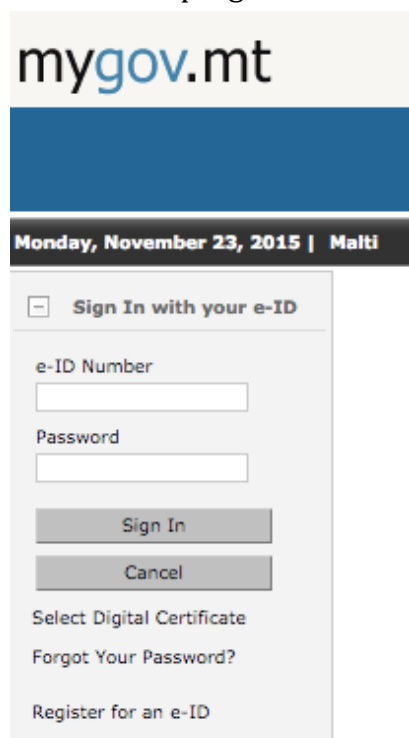
In order to log onto iLearn as a parent, you will need the individual eID and password. In order to obtain an eID if it is not available, click on **Register for eID** and learn how to do so. In case of forgotten password, call **21226627/8**.

For those already having an eID, log in by inputting the requested information on the left hand side of the webpage.

Click on **Sign In** to gain access to the portal.

Once you sign in, click on the **iLearn Parental Portal** on the left hand side of the screen.

You will then be transferred to the iLearn Website. Once again, you can log in using your eID number and password. Click on **Log In**.



The screenshot shows the mygov.mt website interface. At the top, the logo 'mygov.mt' is displayed in blue and black. Below the logo is a dark blue horizontal bar. Underneath that is a black bar with white text indicating the date and location: 'Monday, November 23, 2015 | Malti'. The main content area is a light gray box with a white border. It starts with a checkbox labeled 'Sign In with your e-ID'. Below this are two input fields: 'e-ID Number' and 'Password'. There are two buttons: 'Sign In' and 'Cancel'. At the bottom of the box, there are three links: 'Select Digital Certificate', 'Forgot Your Password?', and 'Register for an e-ID'.



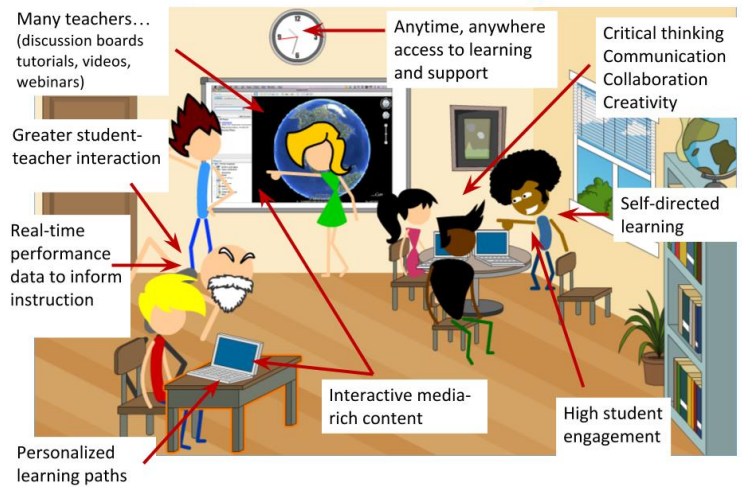
The screenshot shows the iLearn website login page. On the left, there is a large, stylized logo for 'iLearn' in blue and green, surrounded by icons representing an email, a calendar, a recycling symbol, and a computer mouse. On the right, the word 'Malta' is written in blue. Below it are two input fields: 'Username' and 'Password'. At the bottom right, there is a dark blue button with the text 'Log in' in white.



The 21st Century Classroom

iLearn is one of the tools available for teachers, which will help in your child's teaching and learning. Teachers can use a multitude of tools where they can prepare many tasks at the same time for their students. For example, teachers may ask students to read some articles online. At the same time, they can ask another group of students who have grasped the concept to discuss and collaborate about what they have just read. At the same time, the teacher may also go around the other students in order to help and offer further explanation, with the help of digital and visual content to assist our children.

Anatomy of a Blended Learning Classroom



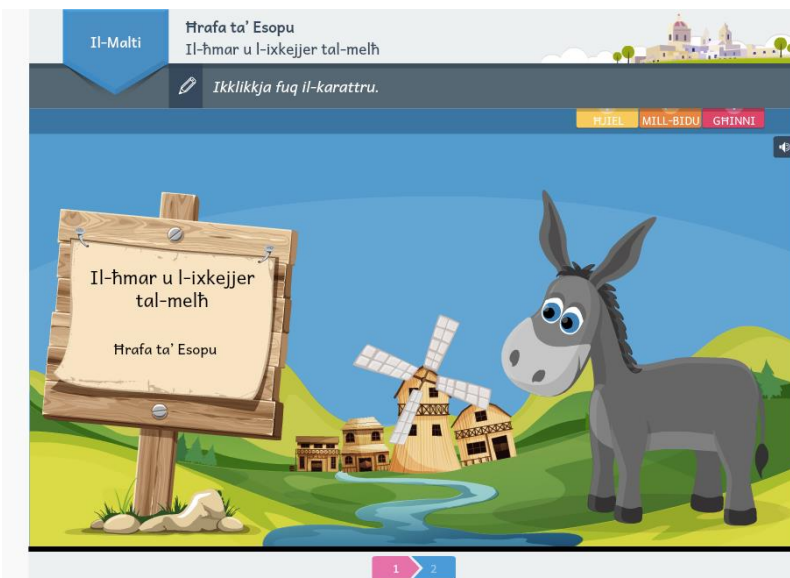
What will your children do on the iLearn VLE ?

The iLearn VLE (Virtual Learning Environment) is an online digital platform. Amongst other things, teachers can upload content for learning, such as videos and tools for assessment. This is done so that your children will be able to keep learning beyond the physical building of the school, anytime, anyplace and at any pace. In this way, teachers will be able to reach all students since everyone

learns at his or her pace.



What does learning anytime, anywhere, mean ?



This means that teachers will be able to upload teaching and learning materials used in the physical classroom. That way, students will have the opportunity to revise what has been done at school from their homes or their grandmother's homes. This also

means that, during exam times, students can also take a look back at all that has been taught during the scholastic year and thus revise for their exams.



What can we see on iLearn?

1. Parents will be able to see the half-yearly and annual examination grades. Gone are the days of waiting for the results to come out. In the future, there is also the possibility that the grades for ongoing school assessments are also available online.
2. Parents will be able to learn about activities at school from the schools' virtual room. Heads of Schools and their Senior Management Teams will keep this online space updated for the benefit of parents and guardians.
3. If teachers deem necessary, they may also grant you access to the virtual room where your students are learning. This means that as a parent you will be able to gain access to your children's work and help them as needed.



What other things can be seen ?

The picture on the left illustrates all that one can see from home. More information about what can be found and where can be found hereunder.



Carers
Information Cen...



Carers
Information Cen...



F'liema kaxxa?



Parents' Room



Useful Links

Carers Information Centre

This is a simple but very useful room. One can find all important telephone numbers.






Which Box ?

When this icon is clicked, a pop up window with the following information will appear on the screen:

F'liema kaxxa?

In this room one can find information on:

Aghzel li trid

 Merhba Tagħlim personalizzat u x'hemm f'dawk il-kaxxi kollha... Kompli »	 Mistoqsijiet Mistoqsijiet komuni dwar il-proġett. Kompli »	 Intervisti Intervisti fuq ir-radju u televiżjoni dwar il-proġett. Kompli »
 Indikaturi Sitt indikaturi li juru fejn irridu naslu. Kompli »	 Pedagoġija It-tablet hija biss waħda minn hafna għodod. Kompli »	 Ahbarijiet Ahbarijiet uffiċjali għall-istampa u hwejjeġ oħra. Kompli »
 VLE Virtual Learning Environment. Il-pjattaforma elettronika Kompli »	 Kliem użat Dai-kliem kollu x'ifisser? Kompli »	 Ċittadin digitali Kif ngħinu lit-tfal ikunu responsabbli waqt l-użu tat-tablets. Kompli »

1. Terminology used in online learning environments.
2. Questions and answers on the One Tablet per Child Project
3. Indicators showing children's progress and how they are coping with the education system.
4. What it means to be a digital citizen.
5. The pedagogy behind teaching with tablets in the classroom.
6. The digital platform in more detail.



Parents' Room

As the name indicates, parents can choose the College and the name of their children's school. Information about the school can be found in this room.



Saint Nicholas College
School Name

Information for Parents and Guardians



Useful Links

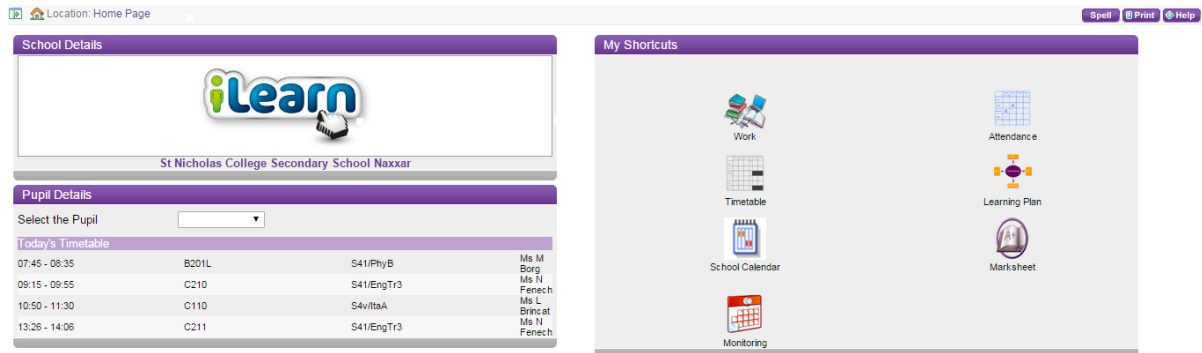
Useful Links

This room enables you to gain access to many more online spaces, including:

 <p>Past Examination Papers</p>	<p>Past Papers</p>	 <p>Free eBooks</p>	<p>Free Online Books</p>
 <p>Early Childhood Education</p>	<p>Early Childhood Education</p>	 <p>Aqra mieghi</p>	<p>Read with me – Fostering the love of reading</p>
 <p>Free Educational Content</p>	<p>Free Educational Content</p>	 <p>Core Curriculum Program</p>	<p>Alternative Learning Program</p>

Attendance and Marks

Apart from this, as a parent you have the right to view your child's attendance as well as their grades. At the moment one can only see the half yearly and annual



The screenshot shows the iLearn website interface. The top navigation bar includes 'Location: Home Page', 'Spell', 'Print', and 'Help'. The main content area is divided into three sections:

- School Details:** Displays the iLearn logo and the school name, St Nicholas College Secondary School Naxxar.
- Pupil Details:** Features a dropdown menu for 'Select the Pupil' and a table for 'Today's Timetable'.
- My Shortcuts:** A grid of icons for various functions: Work, Attendance, Timetable, Learning Plan, School Calendar, Marksheet, and Monitoring.

Today's Timetable			
07:45 - 08:35	B201L	S41/PhyB	Ms M Borg
08:15 - 09:55	C210	S41/EngTr3	Ms N Fenech
10:50 - 11:30	C110	S4v/ItaA	Ms L Brincat
13:26 - 14:06	C211	S41/EngTr3	Ms N Fenech

examination marks. Further down the line, one might also be able to access children's ongoing assessment and marks throughout the scholastic year.

All this is available on Student Data. By clicking on this icon a new room will be opened which houses both the attendance and the grades.

Details for all your children can be accessed by choosing the name of the students from the menu.

In this page, one can also see the students' timetable for the day. On the left hand side, there will also be a place where one can see the results, calendar and attendance of the students.

Telephone Numbers

**For information about eID and how to
log in: 21226627/8**

**For help on the iLearn Parental Portal
21225151**